



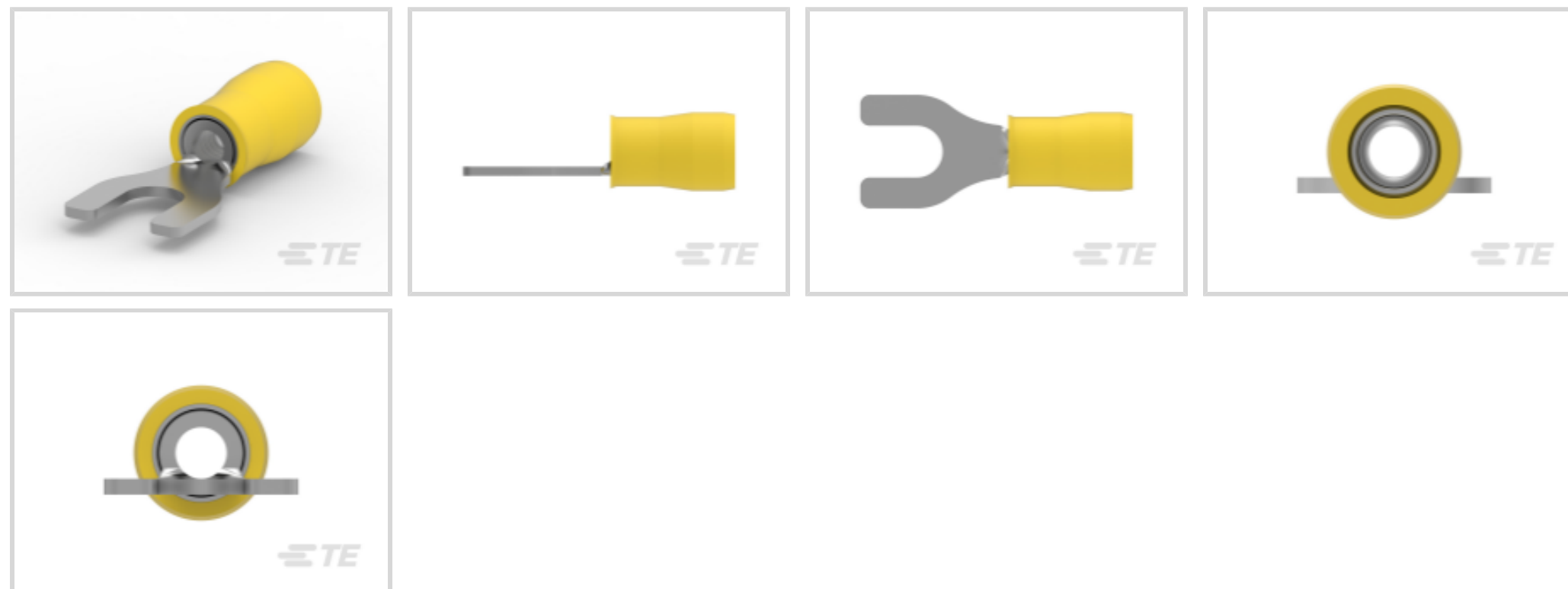
PIDG

TE Internal #: 8-32589-2

Ring Terminals & Spade Terminals, Spade Tongue, 12 – 10 AWG  
 Wire Size, 3 – 6 mm<sup>2</sup> Wire Size, 5180 – 13100 CMA Wire Size, Stud  
 Size #10, PIDG

[View on TE.com >](#)

Terminals & Splices > Ring Terminals & Spade Terminals > PIDG Spade Tongue Terminals



Ring & Spade Terminal Type: **Spade Tongue**

Wire Size: **5180 – 13100 CMA**

Stud Size: **#10**

[All PIDG Spade Tongue Terminals \(64\)](#)

**Features**

**Product Type Features**

Shape Description	SPADE-020
Stud Size	#10
Sealable	No
Wire Insulation Support Retention Type	Non-Insulation Support

**Configuration Features**

Terminal Angle	180 °
----------------	-------

**Electrical Characteristics**

Voltage (Max)	300 V
---------------	-------

**Body Features**

Inspection Slot	No
Insulation Sleeve Color	Yellow
Weight per Piece	2.401 g
Stripe Color	Yellow

**Contact Features**



Ring & Spade Terminal Type	Spade Tongue
Barrel Type	Closed
Terminal Orientation	Straight
Terminal Plating Material	Tin

### Mechanical Attachment

Wire Insulation Support	With
-------------------------	------

### Dimensions

Wire Size	5180 – 13100 CMA
Stud Diameter	5 mm[.197 in]
Tongue Thickness	1.02 mm[.04 in]
Overall Product Length	18.71 mm[1.095 in]
Accepts Wire Insulation Diameter (Max)	5.84 mm[.23 in]
Accepts Wire Insulation Diameter Range	3.81 – 5.84 mm[.15 – .23 in]

### Usage Conditions

Insulation Option	Partially Insulated
Operating Temperature Range	105 °C[221 °F]

### Operation/Application

Compatible With Wire Base Material	Copper
Compatible With Wire Plating Material	Tin
Heavy Duty	No

### Industry Standards

Government Qualified	No
----------------------	----

### Packaging Features

Packaging Quantity	50
Packaging Method	Loose Piece

### Product Compliance

[For compliance documentation, visit the product page on TE.com>](#)

EU RoHS Directive 2011/65/EU	Compliant
EU ELV Directive 2000/53/EC	Compliant
China RoHS 2 Directive MIIT Order No 32, 2016	No Restricted Materials Above Threshold
EU REACH Regulation (EC) No. 1907/2006	



Current ECHA Candidate List: JUNE 2022 (224)  
 Candidate List Declared Against: JUNE 2022 (224)  
 Does not contain REACH SVHC

Halogen Content

Low Halogen - Br, Cl, F, I < 900 ppm per homogenous material. Also BFR/CFR/PVC Free

Solder Process Capability

Not applicable for solder process capability

Product Compliance Disclaimer

This information is provided based on reasonable inquiry of our suppliers and represents our current actual knowledge based on the information they provided. This information is subject to change. The part numbers that TE has identified as EU RoHS compliant have a maximum concentration of 0.1% by weight in homogenous materials for lead, hexavalent chromium, mercury, PBB, PBDE, DBP, BBP, DEHP, DIBP, and 0.01% for cadmium, or qualify for an exemption to these limits as defined in the Annexes of Directive 2011/65/EU (RoHS2). Finished electrical and electronic equipment products will be CE marked as required by Directive 2011/65/EU. Components may not be CE marked. Additionally, the part numbers that TE has identified as EU ELV compliant have a maximum concentration of 0.1% by weight in homogenous materials for lead, hexavalent chromium, and mercury, and 0.01% for cadmium, or qualify for an exemption to these limits as defined in the Annexes of Directive 2000/53/EC (ELV). Regarding the REACH Regulation, the information TE provides on SVHC in articles for this part number is based on the latest European Chemicals Agency (ECHA) 'Guidance on requirements for substances in articles' posted at this URL: <https://echa.europa.eu/guidance-documents/guidance-on-reach>

## Compatible Parts



TE Part # CAT-P9426-P9601B  
 DP CONTACTORS, 3 POLE, 20-40FLA



TE Part # CAT-P9426-P9601A  
 DP CONTACTORS, 2 POLE



TE Part # CAT-P9426-P9601  
 DP CONTACTORS, 1 POLE



TE Part # CAT-P9426-P9601C  
 DP CONTACTORS, 4 POLE



TE Part # 59824-1  
 TETRA-CRIMP PIDG PG FASTON 22-10 ASSY



TE Part # 58433-3  
 PRO CR ASSY, RBY IS9252



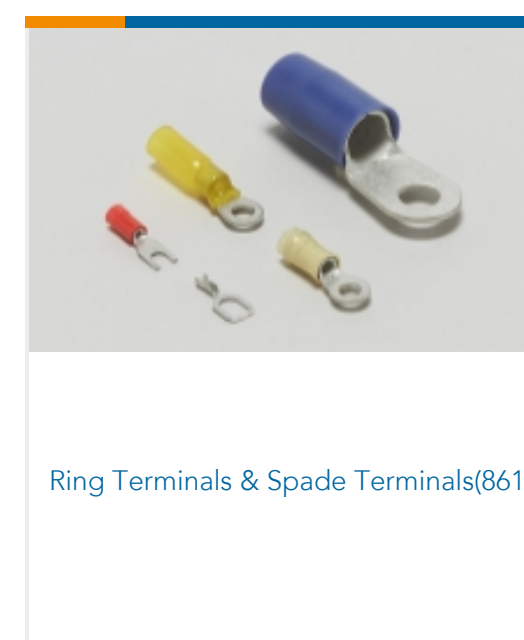



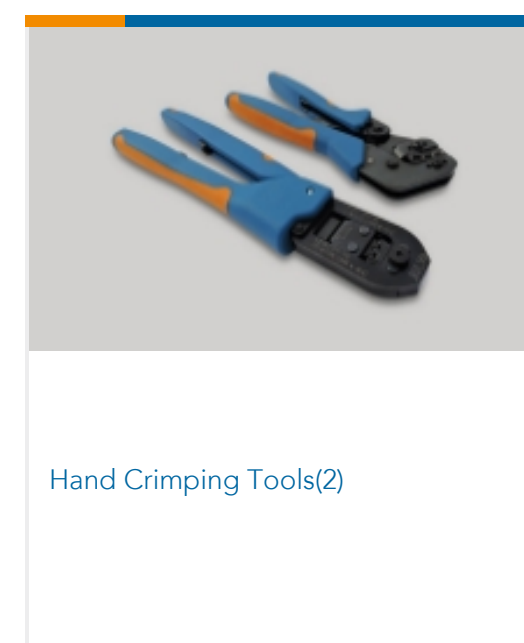
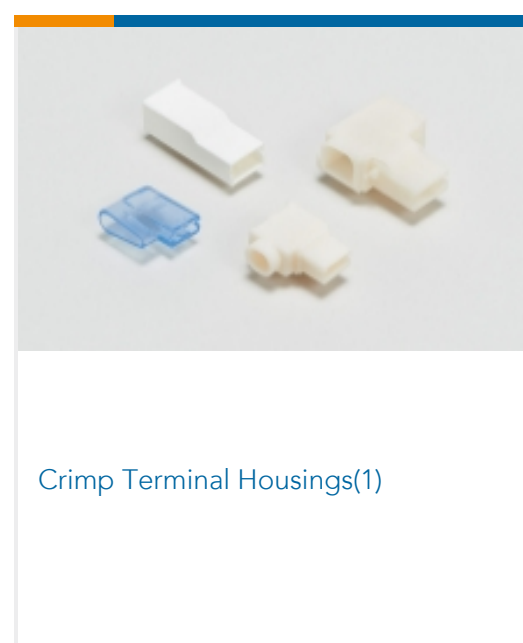
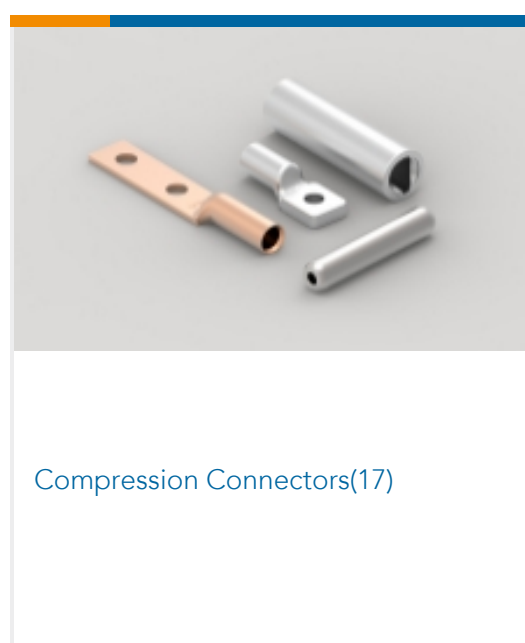
TE Part # 59239-4  
 HHHT PIDG PG 12-10 ASSY



TE Part # 58423-1  
 DIE, RBY IS9252



Also in the Series | PIDG





Special Purpose Terminals(1)



Splices(48)

## Documents

### Product Drawings

[TERMINAL,PIDG SPD 12-10 10](#)

English

### CAD Files

Customer View Model

[ENG\\_CVM\\_CVM\\_8-32589-2\\_K.2d\\_dxf.zip](#)

English

### 3D PDF

3D

Customer View Model

[ENG\\_CVM\\_CVM\\_8-32589-2\\_K.3d\\_igs.zip](#)

English

Customer View Model

[ENG\\_CVM\\_CVM\\_8-32589-2\\_K.3d\\_stp.zip](#)

English

By downloading the CAD file I accept and agree to the [Terms and Conditions](#) of use.

### Product Specifications

[Application Specification](#)

English

### Product Environmental Compliance

[TE Material Declaration](#)

English